

# VD 500-Z1

## Seismic Detector Set



### Technical data

Approvals	VdS G 114006 Class C, SBSC class 4 - 13-573, NBÜ CZ Typ 3, NBÜ SK Typ 3, F&P, FG
Supply voltage	8 -30VDC
Current draw (standby)	7.5 mA at 12 V / 4.6 mA at 24 V
Current draw (alarm)	8,4 mA at 12 V / 5.1 mA at 24 V
Alarm output	Relay, NC
Contact rating	35 VDC / 100 mA
Alarm indication	LED (not visible when lid is attached)
Tamper protection / Rating	Yes / 35 VDC / 50mA
Connection	Screw terminals
Housing material	Metal
Colour	Grey
Operating temperature range	-40 to +70°C
Housing protection class	IP 43
Dimensions (L x W x H) mm	86 x 41 x 23



The VD 500 seismic detector provides reliable detection and high immunity to false alarms when mounted on steel or concrete objects such as firearm cabinets, payment terminals, ATMs, safes, concrete walls etc. It detects intrusion attempts with explosives and mechanical tools such as diamond drills, cutting discs, grinding and thermal tools.

The VD 500 includes digital signal processing (DSP) with an advanced detection algorithm. As a result, the detector is high performing with high immunity to external disturbances. The device has 3 separate detection channels: integration channel (detects weak signals), count channel (up to 4 events) and explosion channel (detects strong signals with short duration). The sensitivity and type of object to be protected is selected via a DIP switch.

The detector is small in size and suitable for installation in limited spaces.

When mounting, ensure that the detector is secured firmly to the contact surface. When mounting on concrete and brick walls, the MP 500 mounting plate with anchor bolt should always be used. In severe environments, either indoors or outdoors, the special WH 400 housing with integrated heaters should be used to maintain suitable temperature and humidity for the detector.





The VD 500 seismic detector is equipped with a temperature sensor that triggers an alarm at 75°C or 6°C/min, tamper protection against attempts at breaking or opening the housing as well as a self-test generator with a separate input for testing control.

The set includes 1 VD 500, stainless steel flexi-tube MC T4 and junction box JB 102.

### ORDERING INFORMATION

Model	Description
VD 500	Seismic detector
VD 500-Z1	Detector set with 1 VD 500, stainless steel flexi-tubeMC T4 and junction box JB 102
VD 500-Z2	Detector set with 2 VD 500, stainless steel flexi-tubeMC T4, MC T7 and junction box JB 102

**Related products and accessories**

	<p><b>MP 500</b></p> <p>Mounting Plate for VD 500</p>
	<p><b>MP 500W</b></p> <p>Welding Plate for VD 500</p>
	<p><b>FB 500</b></p> <p><b>DISCONTINUED</b> - Replaced by <a href="#">VD 501</a></p> <p>Recess Box for floor mounting for VD 500</p>
	<p><b>WB 500</b></p> <p><b>DISCONTINUED</b> - Replaced by <a href="#">VD 501</a></p> <p>Recess Box for wall mounting for VD 500</p>